

Ultramax™

Gel Impregnated Vascular Grafts

Ordering Information

Bifurcates - Standard

Diameter	Length	Code	UPN Number
12 x 6	40	23512	00650862235128
14 x 7	40	23514	00650862235142
16 x 8	40	23516	00650862235166
18 x 9	40	23518	00650862235180
20 x 10	40	23520	00650862235203
22 x 11	40	23522	00650862235227
24 x 12	40	23524	00650862235241

Axillo - Bifemoral

Diameter	Length	Side	Code	UPN Number
8	100 x 60	Right	23004	00650862230048
8	100 x 60	Left	23005	00650862230055
10	100 x 60	Right	23006	00650862230062
10	100 x 60	Left	23007	00650862230079

Straights

Diameter	Length	Code	UPN Number
6	30	23062	00650862230628
8	30	23082	00650862230826
10	30	23102	00650862231021
12	30	23122	00650862231229
14	30	23142	00650862231427
16	30	23162	00650862231625
18	30	23182	00650862231823
20	30	23202	00650862232028
22	30	23222	00650862232226
24	30	23242	00650862232424

Additional sizes are available. Please refer to our website www.atriummed.com for a complete listing of Ultramax products.

Federal (USA) law restricts this device to sale by or on the order of a physician.





ATRIUM MEDICAL CORPORATION
5 Wentworth Drive
Hudson, New Hampshire 03051 U.S.A.
☎ 603-880-1433 📠 603-880-6718

ATRIUM EUROPE
Rendementsweg 24, L III
3641 SL Mijdrecht, The Netherlands
☎ +31-297-230-420 📠 +31-297-230-422

ATRIUM AUSTRALIA-PACIFIC RIM PTY.LTD.
L 1 Bridgepoint
3 Brady Street
Mosman NSW 2088 Australia
☎ +61-2-9960-0169 📠 +61-2-8969-2735

www.atriummed.com





TOTAL-SEAL™

TECHNOLOGY



PERFORMANCE



Ultramax™ Vascular Grafts

d e s i g n

- *Incredible Handling*
- *Total-Seal™ Technology*
- *True Zero Porosity*
- *100% Aldehyde Free*

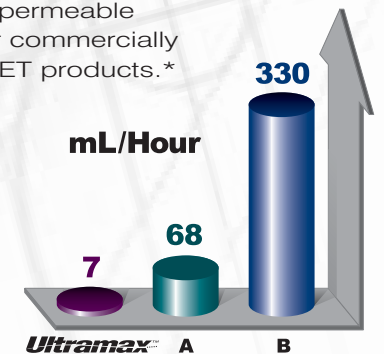
t e c h n o l o g y

The intended purpose of any coated vascular graft is to eliminate the need for preclotting and create a 100% blood tight implant. By using Atrium's **Total-Seal™ Technology**, gelatin is uniformly impregnated throughout the vascular graft material. The result, is an implant that is proven to be significantly less permeable when compared to other commercially available coated PET products. Lower water permeability especially during the first 3 hours translates into a more blood tight, faster healing implant. 100% blood tight means less blushing, less blood loss and more confidence when closing.

p e r f o r m a n c e

Ultramax™ is less permeable compared to other commercially available coated PET products.*

*Data on file.



Ultramax™ gel impregnated vascular grafts are the first zero porosity knitted velour grafts incorporating **Total-Seal™ Technology**. Atrium carefully engineered Ultramax to be the most blood tight, easy to handle coated PET graft available. Ultramax is strong, easy to suture, and conforms easily with its soft crimp design. The unique construction of Ultramax results in less dilation compared to leading competitors*, yet the tight velour knit pattern allows for ease of suturing at any needle angle. Only Ultramax products offer all of the benefits of a traditional knitted double velour construction with a more environmentally friendly state-of-the-art impregnation process. Ultramax is simply a more desirable, biologically preferred vascular graft.

*Data on file.



**“100% Blood Tight
Is My Only Choice.”**



Ultramax™
Total-Seal™ **GEL IMPREGNATED** vascular grafts

Most commercially available coated polyester grafts require some form of a highly reactive cross-linking agent in the manufacturing process to bond either a gelatin or collagen matrix to the porous polyester fabric. Most graft manufacturers use a volatile aldehyde as a cross-linking agent. Clinical reports have documented that both patients and healthcare workers alike can experience an allergic response to substances that contain aldehydes^{1,2,3}. This is why Atrium created a state-of-the-art gel impregnated vascular graft that does not use any aldehydes for its cross-linking process. Ultramax is the first commercially available coated polyester vascular graft that is **100% aldehyde free** for you and your patient.



1. Di Stefano P, Siriruttanapruk S, McCouch J, Sherwood Burge P. Glutaraldehyde: an occupational hazard in the hospital setting. *Allergy* 1999; 54: 1105-1109.
2. Gannon PFG, Bright P, Campbell M, O'Hickey SP, Burge PS. Occupational asthma due to glutaraldehyde and formaldehyde in endoscopy and x-ray departments. *Thorax* 1995; 50:156-159.
3. Curran AD, Burge PS, Wiley K. Clinical and immunologic evaluation of workers exposed to glutaraldehyde. *Allergy* 1996; 51:826-832.